



INDIANA DEPARTMENT OF TRANSPORTATION

100 North Senate Avenue
Room N758 CM
Indianapolis, Indiana 46204

www.in.gov/indot

Eric Holcomb, Governor
Mike Smith, Commissioner

AGENDA

June 20, 2024, Standards Committee Meeting

MEMORANDUM

June 3, 2024

TO: Standards Committee

FROM: Scott Trammell, Secretary

RE: Agenda for the June 20, 2024, Standards Committee Meeting

A Standards Committee meeting is scheduled for 09:00 a.m. on Thursday, June 20, and will be held virtually via *Teams* (Microsoft application). Please contact Scott Trammell (strammell@indot.in.gov) for instructions on how to join this event.

The following items are listed for consideration:

A. GENERAL BUSINESS

OLD BUSINESS

(No items on this agenda)

NEW BUSINESS

1. *Approval of the Minutes from the [May 17](#) meeting*

B. CONCEPTUAL PROPOSAL

(No items on this agenda)

C. STANDARD SPECIFICATIONS, DRAWINGS, AND SPECIAL PROVISIONS

OLD BUSINESS

(No items on this agenda)

NEW BUSINESS

Item No. 1	Mr. Boruff	pg. 3
Standard Drawings (proposed new):		
<i>E 802-DBCS-01</i>	<i>Dynamic Message Sign Butterfly Cantilever Structure Index</i>	
<i>E 802-DBCS-02</i>	<i>Structure Plan, Elevation, Member Sizes, and Camber</i>	
<i>E 802-DBCS-03</i>	<i>Quadri-Chord and Flange Details</i>	
<i>E 802-DBCS-04</i>	<i>Upper Chords Connection Details</i>	
<i>E 802-DBCS-05</i>	<i>Lower Chords Connection Details</i>	
<i>E 802-DBCS-06</i>	<i>Base Plate, Anchor Bolt, and Metal Skirt Details</i>	
<i>E 802-DBCS-07</i>	<i>Handhole and I.D. Tag Details</i>	
<i>E 802-DBCS-08</i>	<i>Access Details</i>	
<i>E 802-DBCS-09</i>	<i>Walkway Details</i>	
<i>E 802-DBCS-10</i>	<i>Handrail Details</i>	
<i>E 802-DBCS-11</i>	<i>Ladder Details</i>	
<i>E 802-DBCS-12</i>	<i>Security Gate Details</i>	
<i>E 802-DBCS-13</i>	<i>Wiring Layout Details</i>	
<i>E 802-DBCS-14</i>	<i>Foundation at 33" Concrete Barrier</i>	
<i>E 802-DBCS-15</i>	<i>Foundation at 45" Concrete Barrier</i>	
<i>E 802-DBCS-16</i>	<i>Foundation 4'-0" Ø Drilled Shaft</i>	

Item No. 2	Mr. White	pg. 22
2024 Standard Specifications:		
906.03	Preformed Expansion Joint Filler	

Item No. 3	Mr. Reilman	pg. 26
2024 Standard Specifications:		
702.05	Proportioning	
702.07	Mixing	

Item No. 4	Mr. Novak	pg. 30
2024 Standard Specifications:		
622.06	Planting Season	
622.19	Crown Vetch Plants and Seedlings	Blank

cc: Committee Members
FHWA
ICI

PROPOSAL TO STANDARDS COMMITTEE

PROBLEM(S) ENCOUNTERED: To enhance motorist safety and operation the agency plans to install permanent dynamic message signs at interstate interchanges to display real time and other pertinent travel information. There is currently not a standard for the structure to support this type of signing.

PROPOSED SOLUTION: Develop a new drawing series for Dynamic Message Butterfly Cantilever (802-DBCS) sign structures.

APPLICABLE STANDARD SPECIFICATIONS: Section 910.19 Overhead Sign Structures

APPLICABLE STANDARD DRAWING: New Series

APPLICABLE DESIGN MANUAL CHAPTER: 502

APPLICABLE SECTION OF GIFE: N/A

APPLICABLE RECURRING SPECIAL PROVISION OR PLAN DETAILS: N/A

PAY ITEMS AFFECTED: N/A

APPLICABLE SUB-COMMITTEE ENDORSEMENT: N/A

IF APPROVED AS RECURRING SPECIAL PROVISION OR PLAN DETAILS, PROPOSED BASIS FOR USE: N/A

IMPACT ANALYSIS (attach report): yes

Submitted By: David Boruff

Title: Manager, Office of the Traffic Administration

Division: Traffic Engineering

E-mail: dboruff@indot.in.gov

Date: 5/15/24

IMPACT ANALYSIS REPORT CHECKLIST

Explain the business case as to why this item should be presented to the Standards Committee for approval. Answer the following questions with Yes, No or N/A.

Does this item appear in any other specification sections? No

Will approval of this item affect the Qualified Products List (QPL)? No

Will this proposal improve:

Construction costs? No

Construction time? No

Customer satisfaction? Yes

Congestion/travel time? Yes

Ride quality? N/A

Will this proposal reduce operational costs or maintenance effort? No

Will this item improve safety:

For motorists? Yes

For construction workers? Yes

Will this proposal improve quality for:

Construction procedures/processes? N/A

Asset preservation? N/A

Design process? N/A

Will this change provide the contractor more flexibility? N/A

Will this proposal provide clarification for the Contractor and field personnel? N/A

Can this item improve/reduce the number of potential change orders? N/A

Is this proposal needed for compliance with:

Federal or State regulations? No

AASHTO or other design code? No

Is this item editorial? No

Provide any further information as to why this proposal should be placed on the Standards Committee meeting Agenda:

REVISION TO 2024 STANDARD DRAWINGS

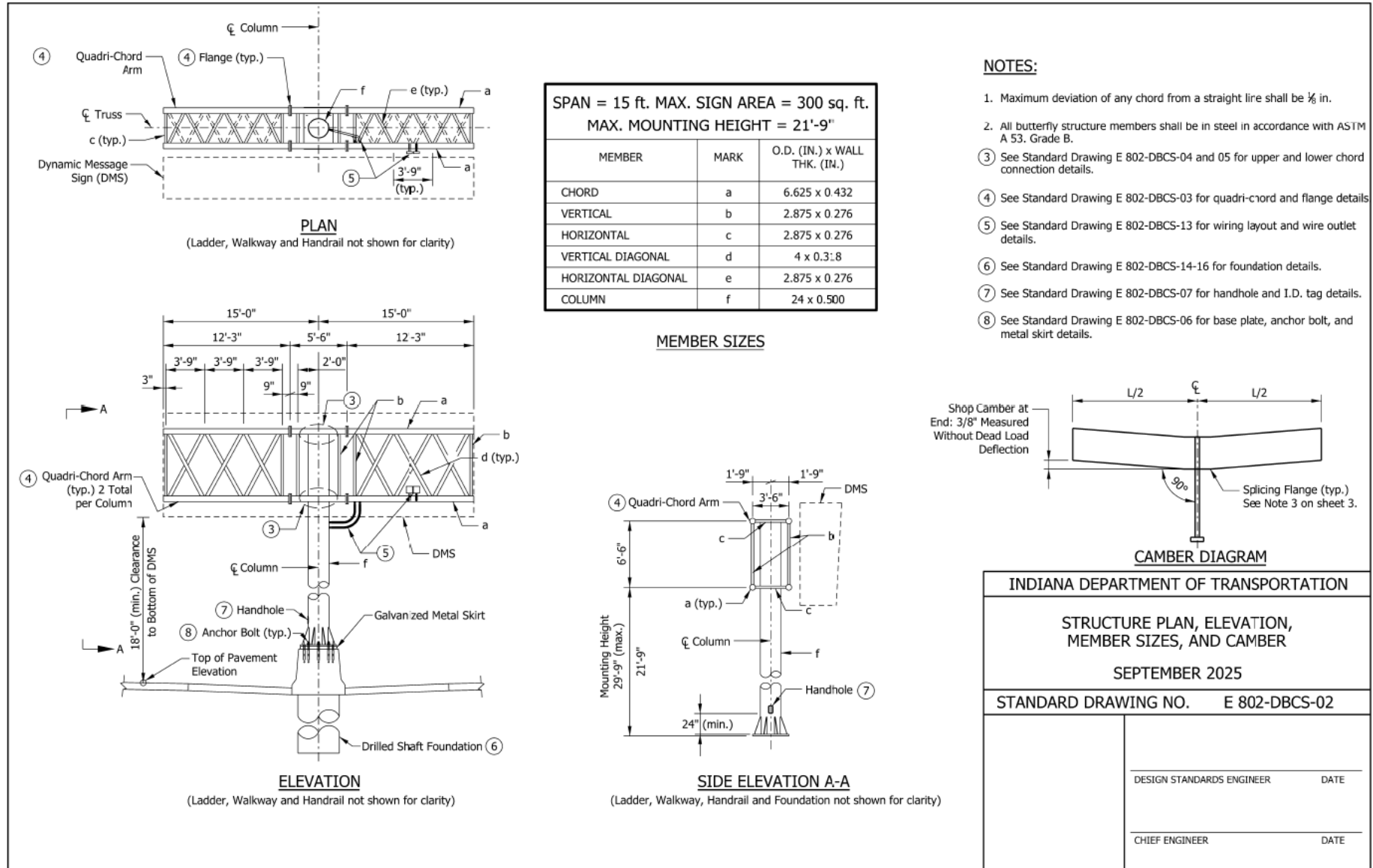
E 802-DBCS-01 Dynamic Message Sign Butterfly Cantilever Structure Index

INDEX	
SHEET NO.	SUBJECT
1	Index
2	Structure Plan, Elevation, Member Sizes, and Camber
3	Quadri-Chord and Flange Details
4	Upper Chords Connection Details
5	Lower Chords Connection Details
6	Base Plate, Anchor Bolt, and Metal Skirt Details
7	Handhole and I.D. Tag Details
8	Access Details
9	Walkway Details
10	Handrail Details
11	Ladder Details
12	Security Gate Details
13	Wiring Layout Details
14	Foundation at 33" Concrete Barrier
15	Foundation at 45" Concrete Barrier
16	Foundation 4'-0" Ø Drilled Shaft

INDIANA DEPARTMENT OF TRANSPORTATION	
DYNAMIC MESSAGE SIGN BUTTERFLY CANTILEVER STRUCTURE INDEX SEPTEMBER 2025	
STANDARD DRAWING NO. E 802-DBCS-01	
	DESIGN STANDARDS ENGINEER _____ DATE _____
	CHIEF ENGINEER _____ DATE _____

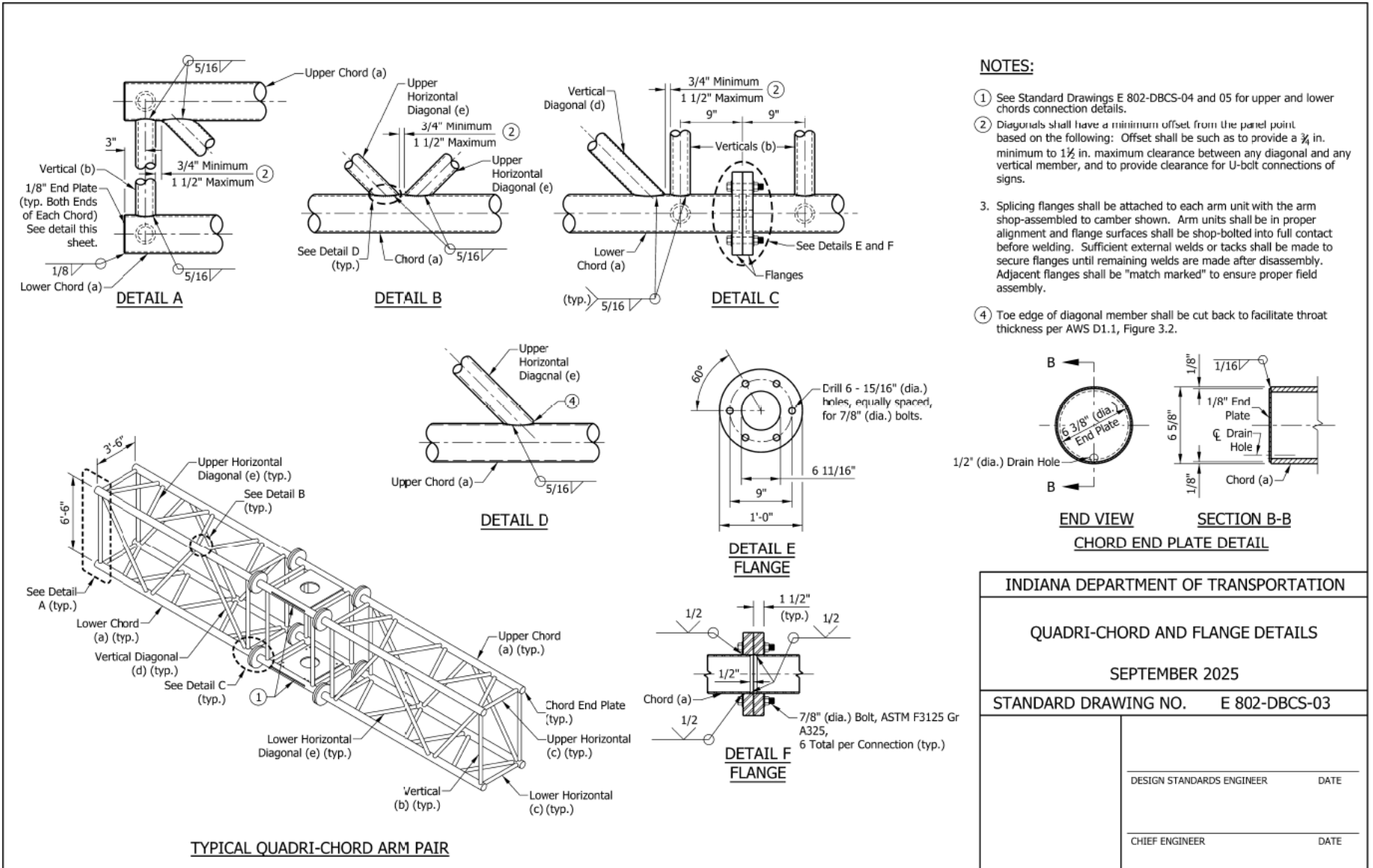
REVISION TO 2024 STANDARD DRAWINGS

E 802-DBCS-02 Structure Plan, Elevation, Member Sizes, and Camber



REVISION TO 2024 STANDARD DRAWINGS

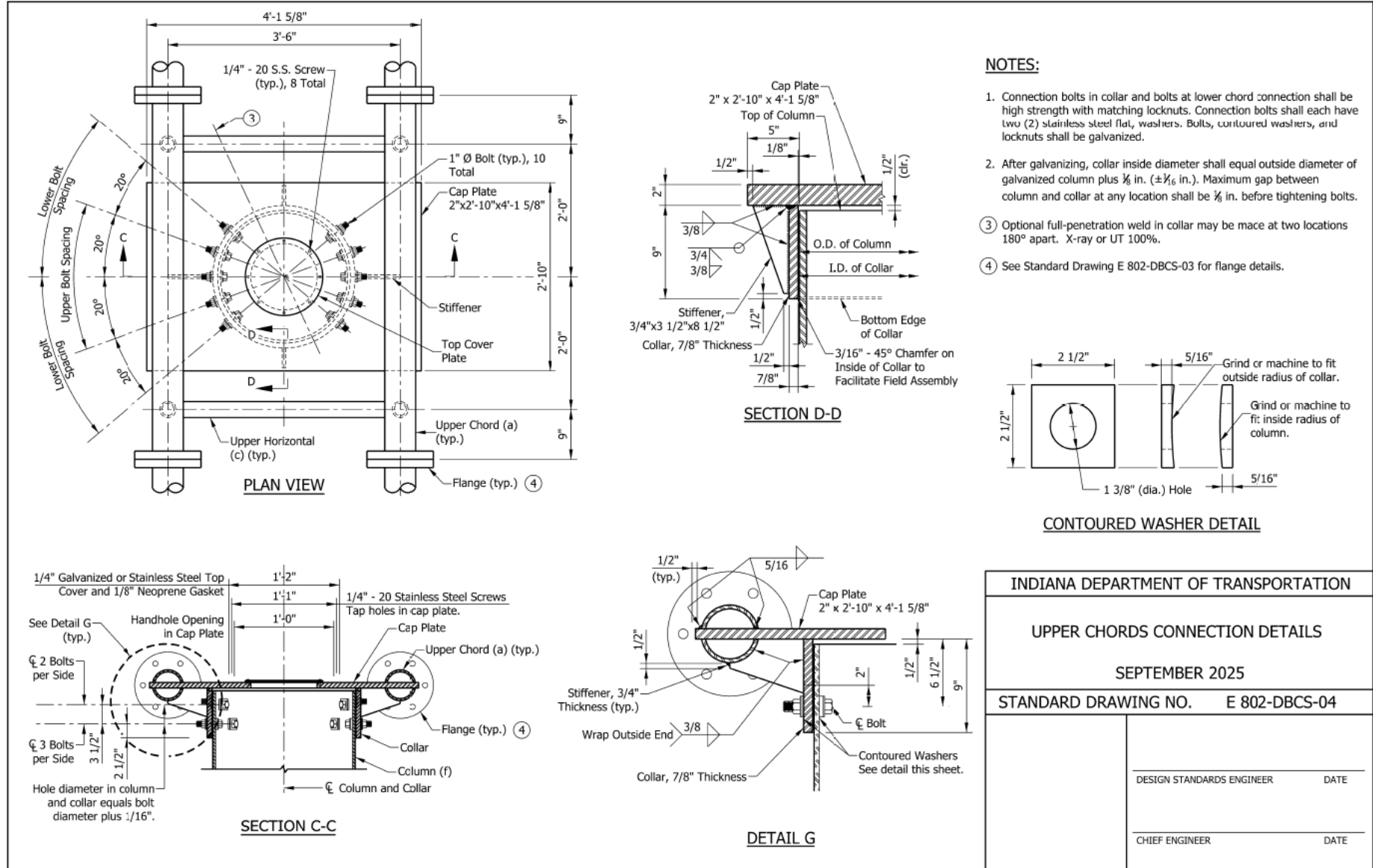
E 802-DBCS-03 Quadri-Chord and Flange Details



INDIANA DEPARTMENT OF TRANSPORTATION	
QUADRI-CHORD AND FLANGE DETAILS	
SEPTEMBER 2025	
STANDARD DRAWING NO.	E 802-DBCS-03
DESIGN STANDARDS ENGINEER	DATE
CHIEF ENGINEER	DATE

REVISION TO 2024 STANDARD DRAWINGS

E 802-DBCS-04 Upper Chords Connection Details



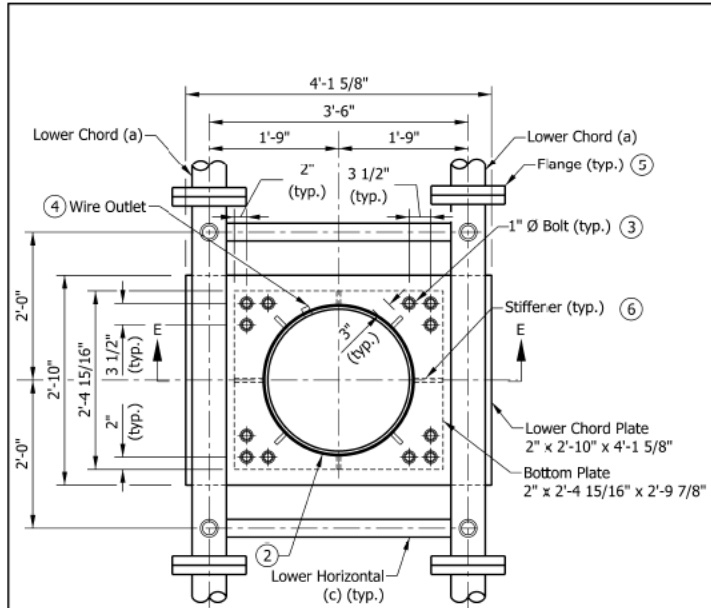
INDIANA DEPARTMENT OF TRANSPORTATION	
UPPER CHORDS CONNECTION DETAILS	
SEPTEMBER 2025	
STANDARD DRAWING NO. E 802-DBCS-04	
DESIGN STANDARDS ENGINEER	DATE
CHIEF ENGINEER	DATE

REVISION TO 2024 STANDARD DRAWINGS

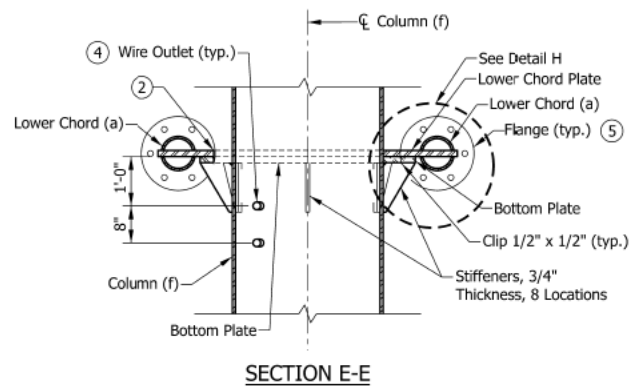
E 802-DBCS-05 Lower Chords Connection Details

NOTES:

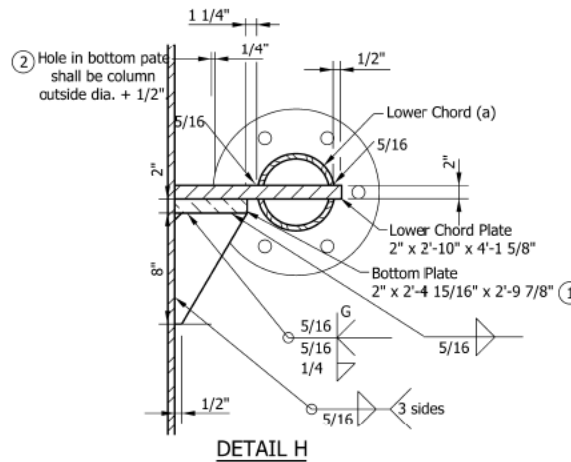
- ① Top of plate shall fully seat lower chord plate, any grinding damage of galvanizing shall be repaired before assembly.
- ② After tightening lower connection bolts, gaps shall be filled with non-hardening silicone caulk suitable for exterior exposure.
- ③ Connection bolts in collar and bolts at lower chord connection shall be high strength with matching locknuts. Each connection bolt shall have two stainless steel flat washers.
- ④ Pipe shall be oriented toward DMS, see detail on Standard Drawing E 802-DBCS-13.
- ⑤ See Standard Drawing E 802-DBCS-03 for flange details.
- ⑥ Stiffeners shall be extended to edge of bottom plate, unless noted otherwise.



PLAN SECTION THROUGH COLUMN ABOVE LOWER CHORDS



SECTION E-E



DETAIL H

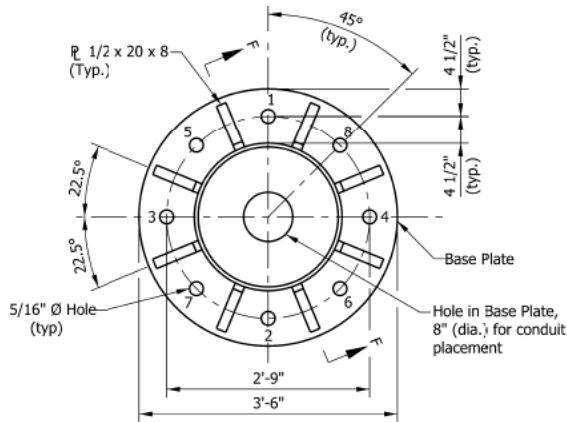
INDIANA DEPARTMENT OF TRANSPORTATION	
LOWER CHORDS CONNECTION DETAILS	
SEPTEMBER 2025	
STANDARD DRAWING NO.	E 802-DBCS-05
DESIGN STANDARDS ENGINEER	DATE
CHIEF ENGINEER	DATE

REVISION TO 2024 STANDARD DRAWINGS

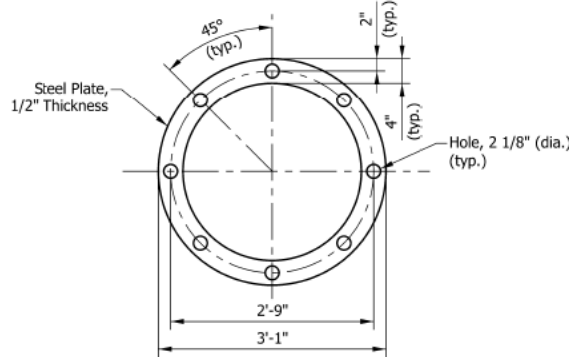
E 802-DBCS-06 Base Plate, Anchor Bolt, and Metal Skirt Details

NOTES:

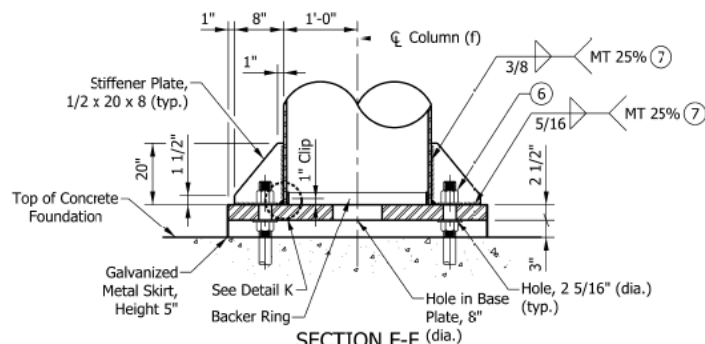
1. Temporary positioning plate and leveling nuts or other engineer-approved methods shall be used to maintain anchor bolt alignment during concrete placement. Positioning plate and associated nuts shall be removed upon completion of the foundation.
2. Threads shall be protected during concreting with tape, sleeves, or other means.
3. Minimum length of galvanizing shall be 1 ft - 6 in. Entire bolt may be galvanized at contractor's option.
4. Uncoated nut shall be provided at bottom of anchor plate. A deformed thread or chemical thread lock shall be used to secure.
5. Continuous backer ring shall be used, ¼ in. x 3 in. minimum. Tack welds shall be used only in the root area of final weld.
6. Anchor bolt nuts shall be tightened in numeral order in accordance with the procedure given on Standard Drawing E 802-SBTS-17.
7. UT - Ultrasonic Testing, 25% of entire column to base plate weld.
 MT - Magnetic Particle Testing, 25% or 1 side of 4 stiffeners.
8. The clear distance between the concrete surface and the bottom of the leveling nut shall be equal to or less than one anchor bolt diameter.



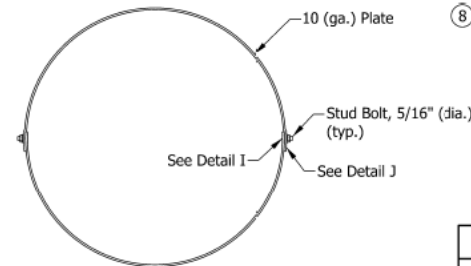
PLAN 6



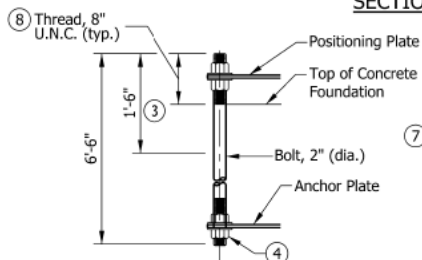
ANCHOR AND POSITIONING PLATE



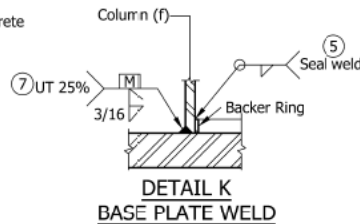
SECTION F-F



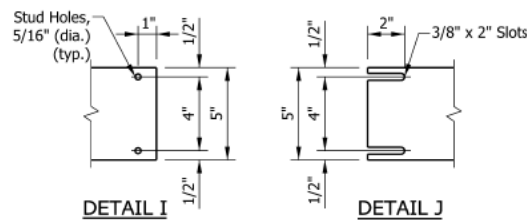
METAL SKIRT DETAIL



ANCHOR BOLT DETAIL



DETAIL K
 BASE PLATE WELD



DETAIL I

DETAIL J

INDIANA DEPARTMENT OF TRANSPORTATION

BASE PLATE, ANCHOR BOLT, AND METAL SKIRT DETAILS

SEPTEMBER 2025

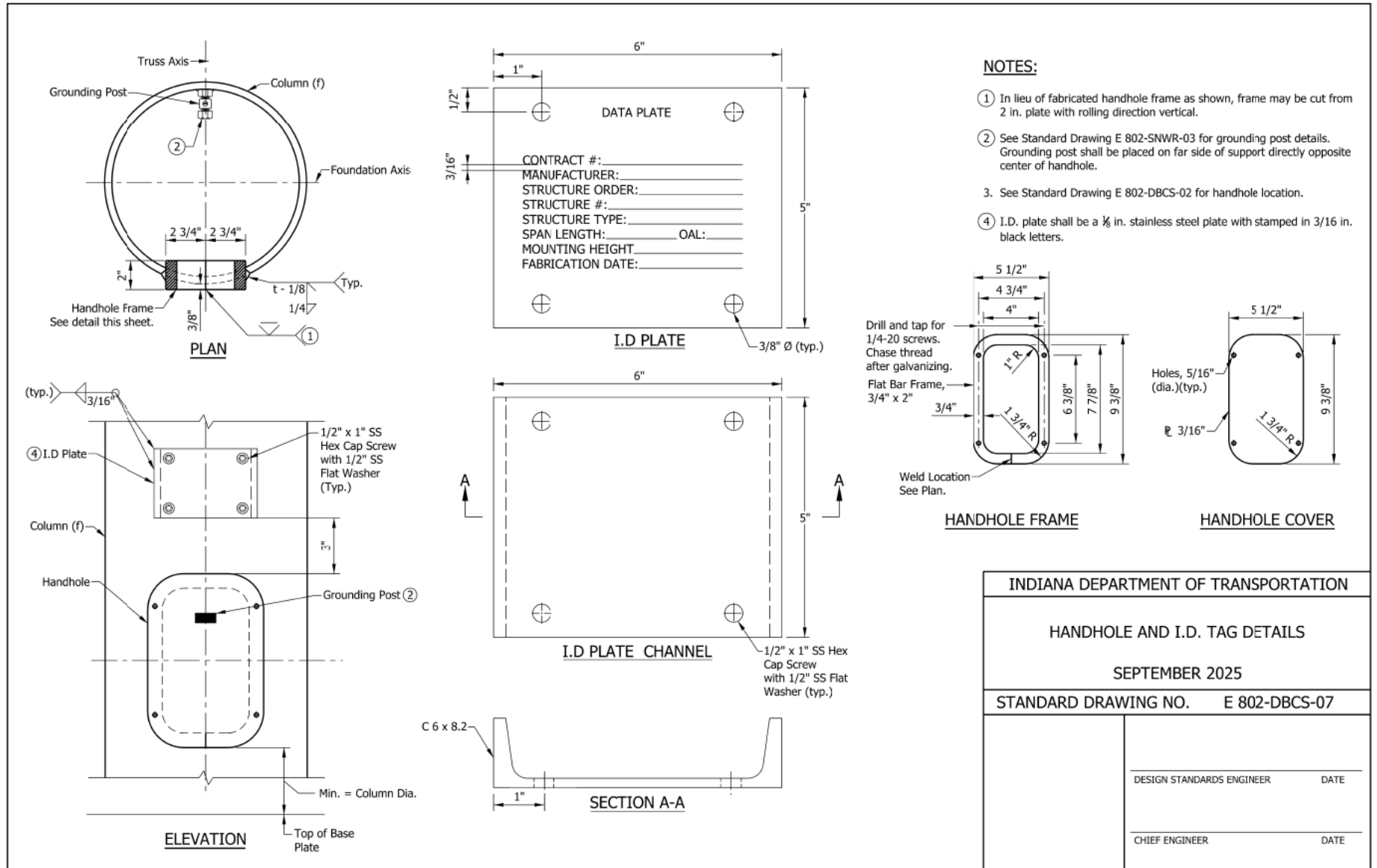
STANDARD DRAWING NO. E 802-DBCS-06

DESIGN STANDARDS ENGINEER DATE

CHIEF ENGINEER DATE

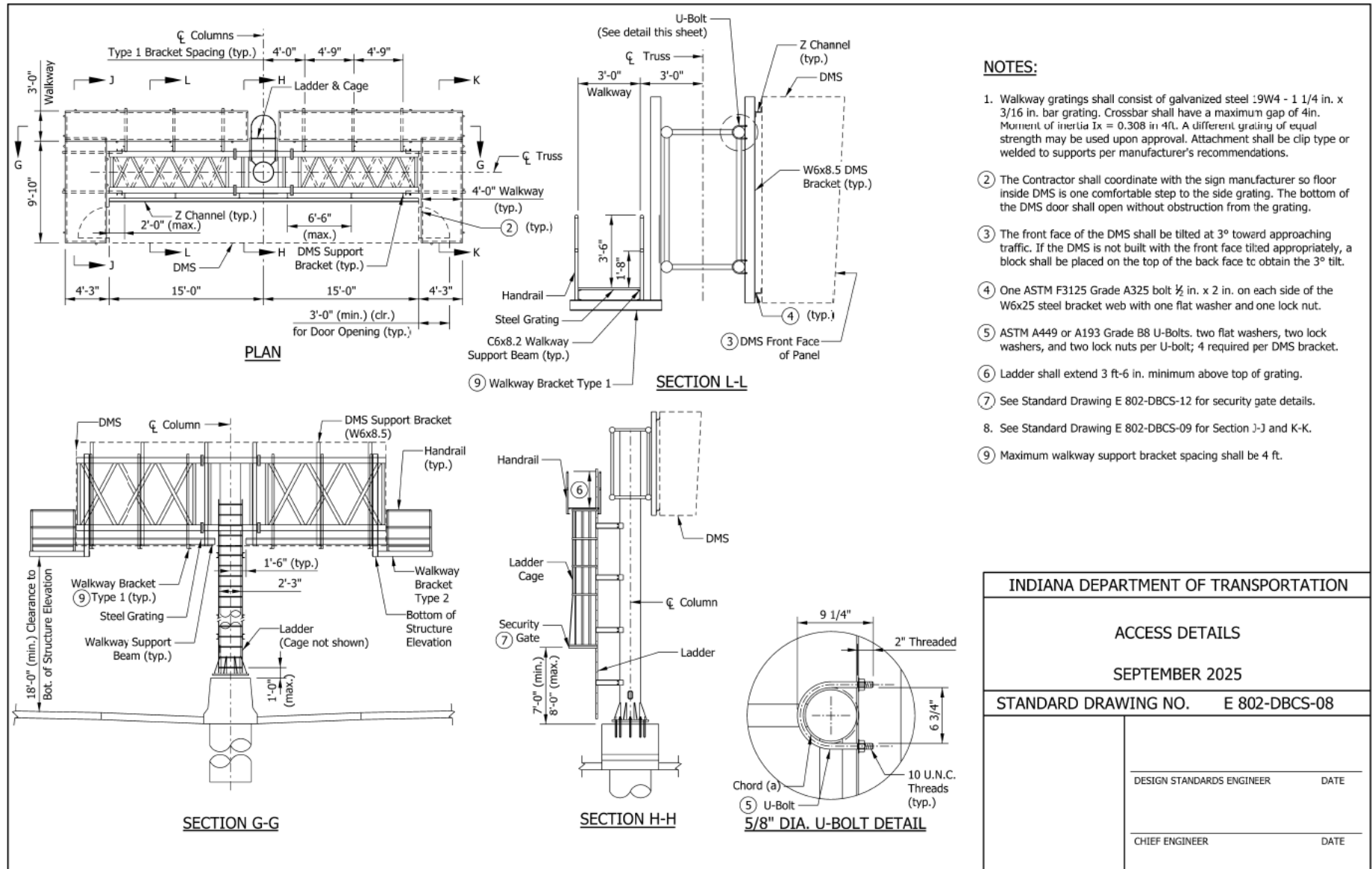
REVISION TO 2024 STANDARD DRAWINGS

E 802-DBCS-07 Handhole and I.D. Tag Details



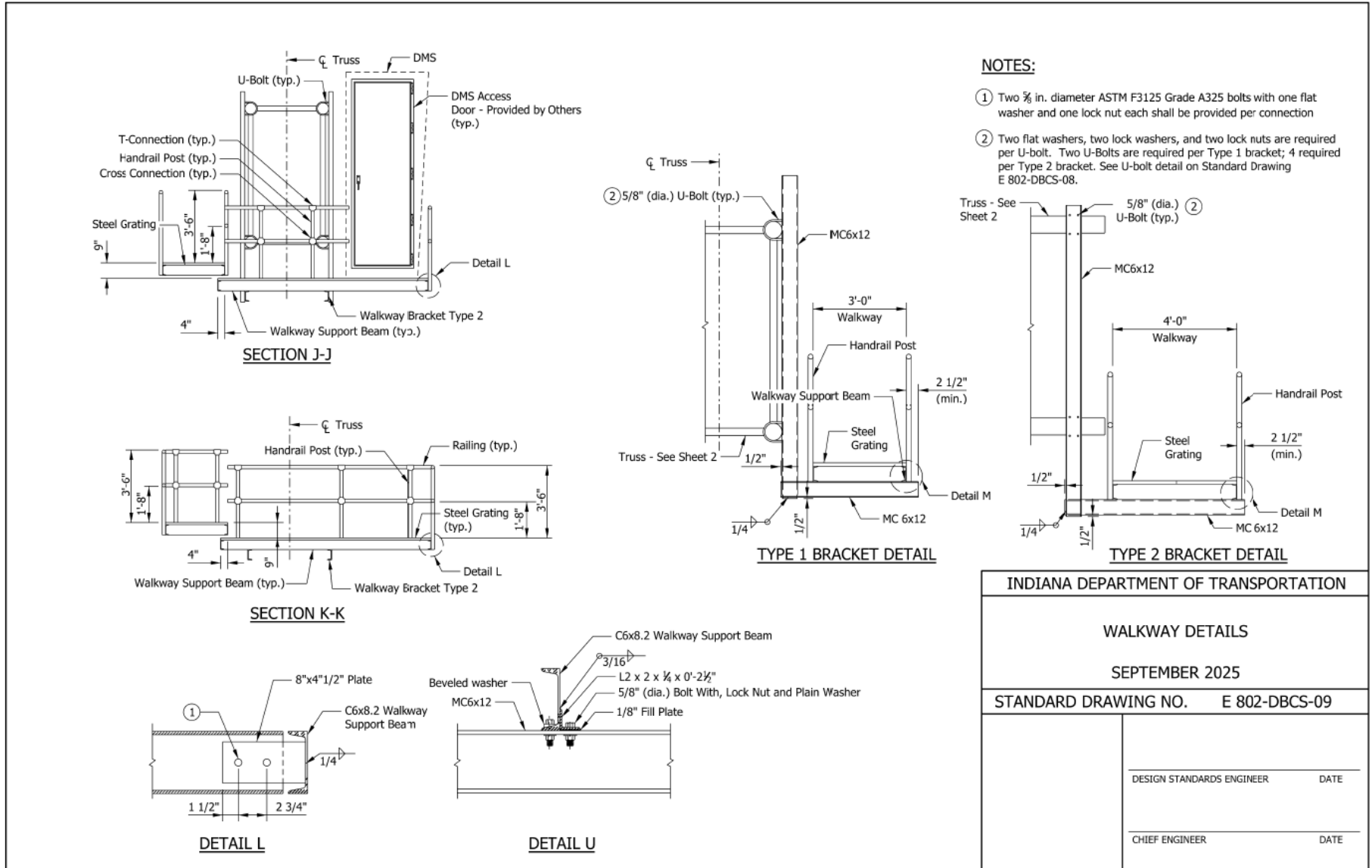
REVISION TO 2024 STANDARD DRAWINGS

E 802-DBCS-08 Access Details



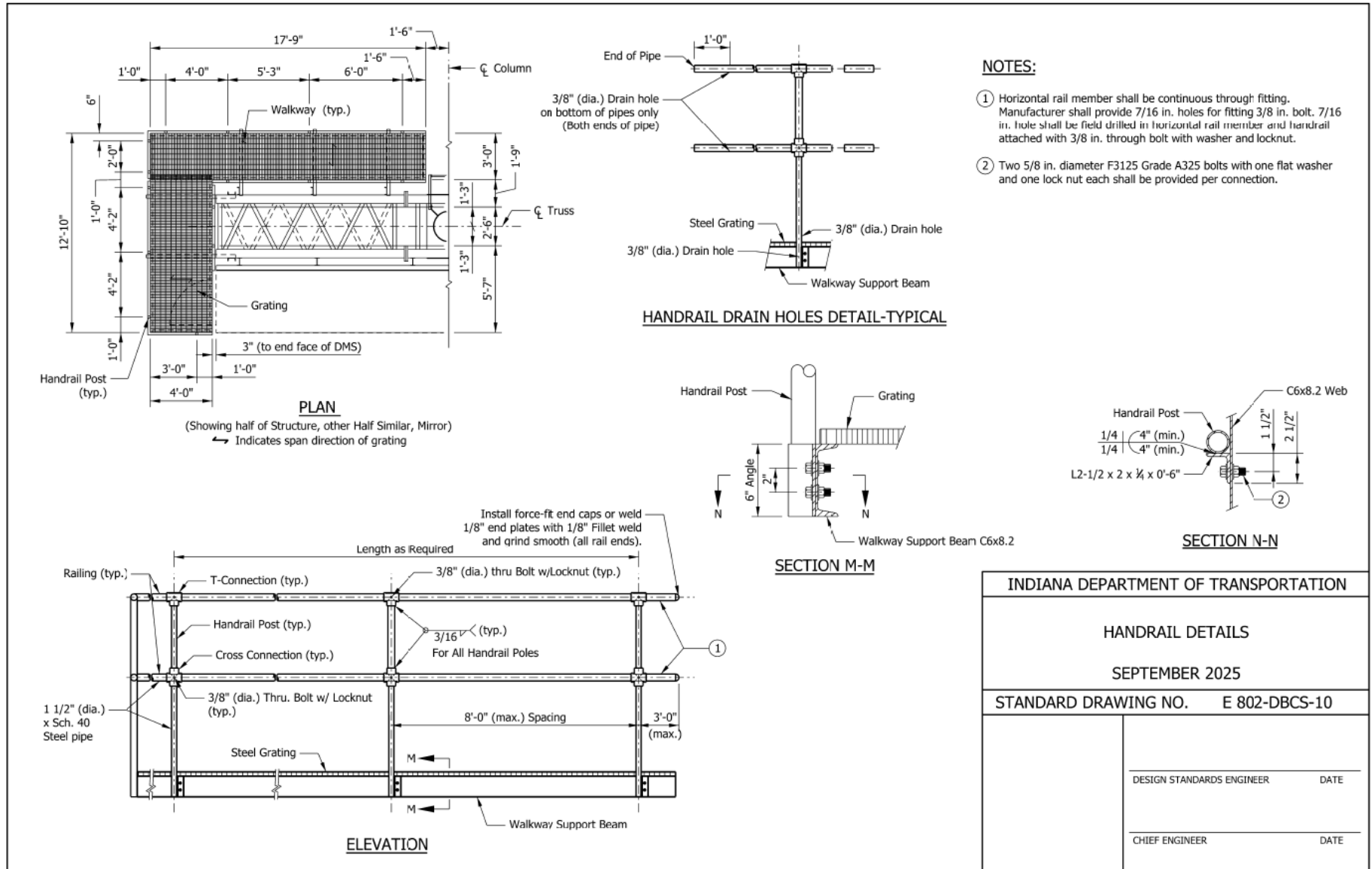
REVISION TO 2024 STANDARD DRAWINGS

E 802-DBCS-09 Walkway Details



REVISION TO 2024 STANDARD DRAWINGS

E 802-DBCS-10 Handrail Details

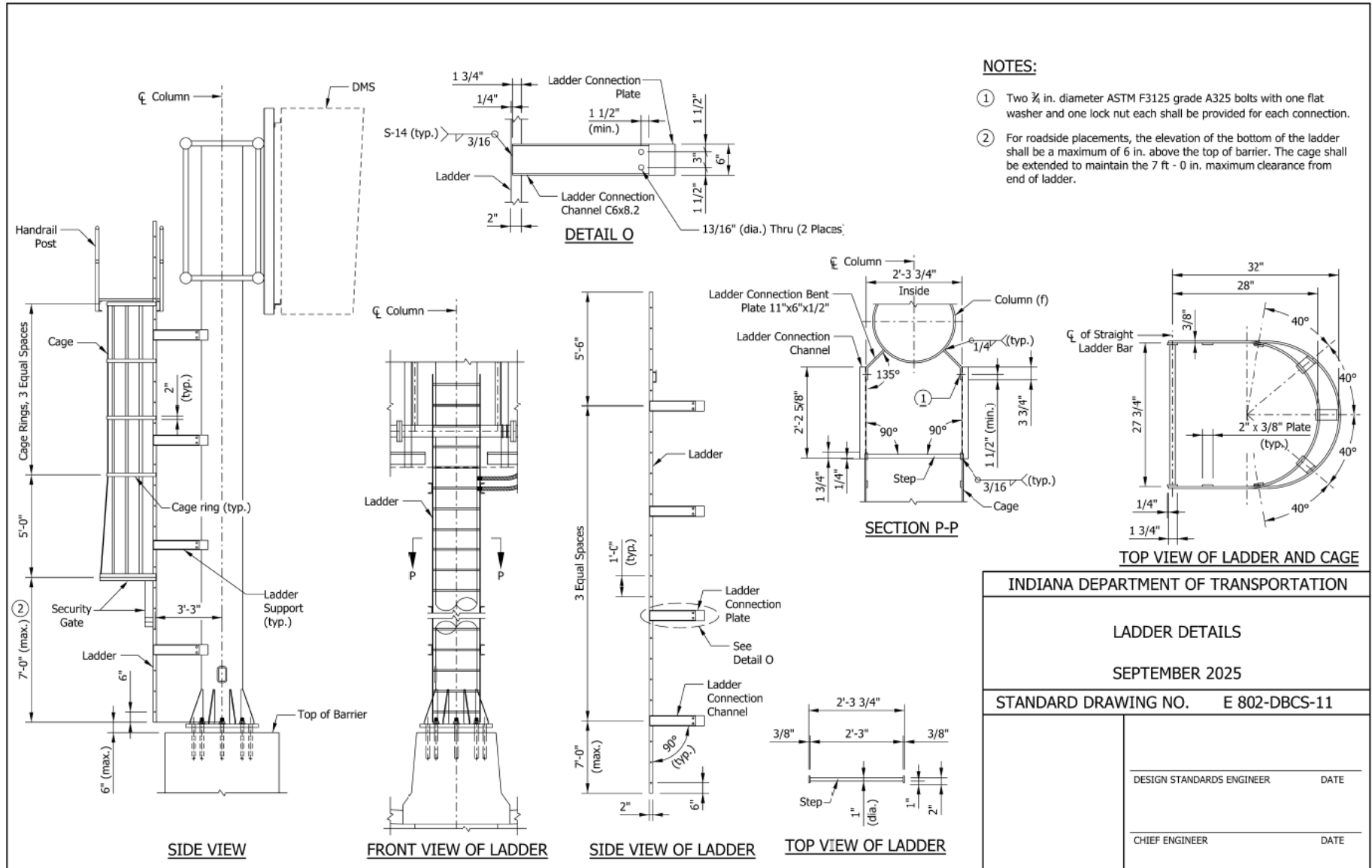


REVISION TO 2024 STANDARD DRAWINGS

E 802-DBCS-11 Ladder Details

NOTES:

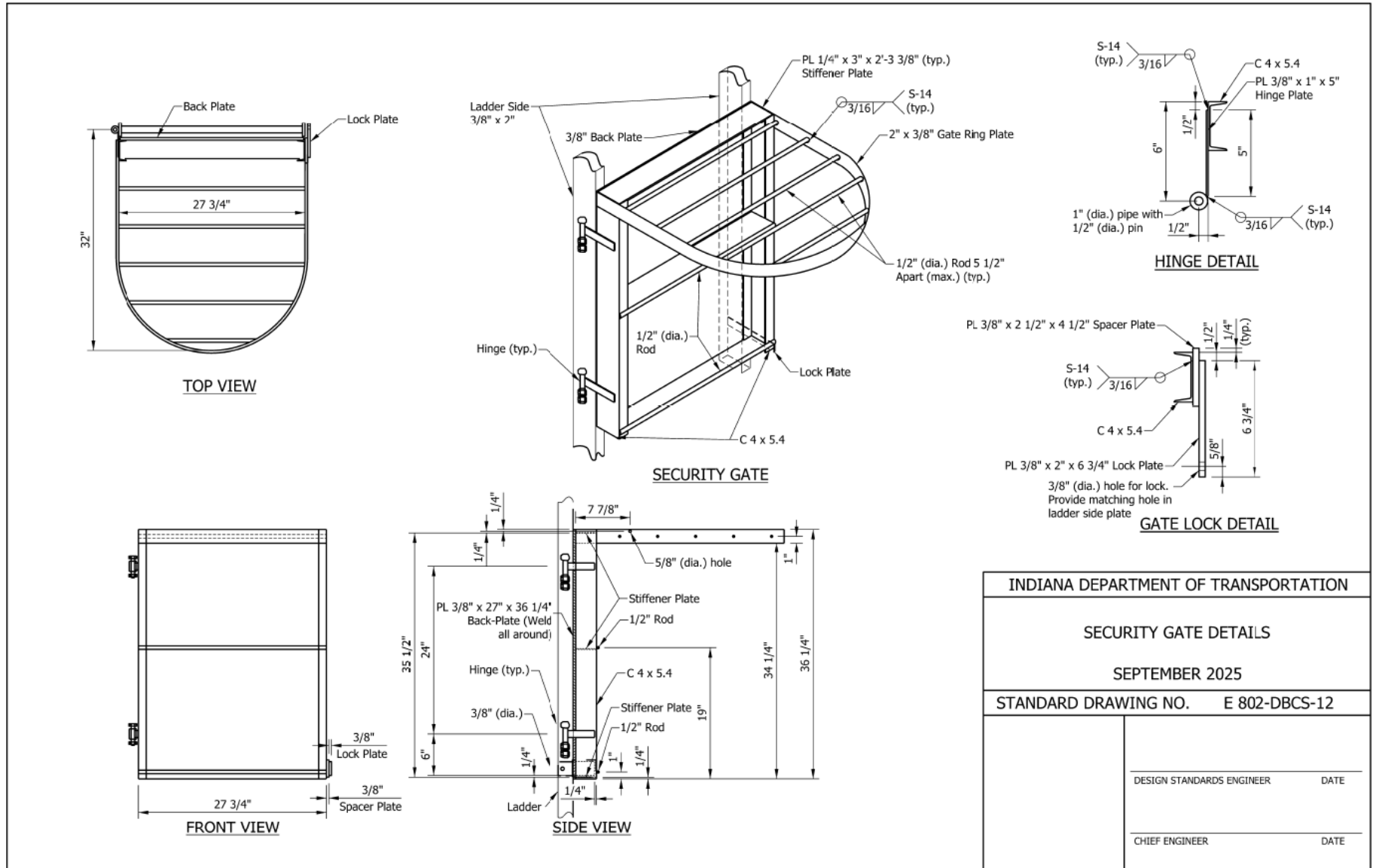
- ① Two 3/4 in. diameter ASTM F3125 grade A325 bolts with one flat washer and one lock nut each shall be provided for each connection.
- ② For roadside placements, the elevation of the bottom of the ladder shall be a maximum of 6 in. above the top of barrier. The cage shall be extended to maintain the 7 ft - 0 in. maximum clearance from end of ladder.



INDIANA DEPARTMENT OF TRANSPORTATION	
LADDER DETAILS	
SEPTEMBER 2025	
STANDARD DRAWING NO. E 802-DBCS-11	
DESIGN STANDARDS ENGINEER	DATE
CHIEF ENGINEER	DATE

REVISION TO 2024 STANDARD DRAWINGS

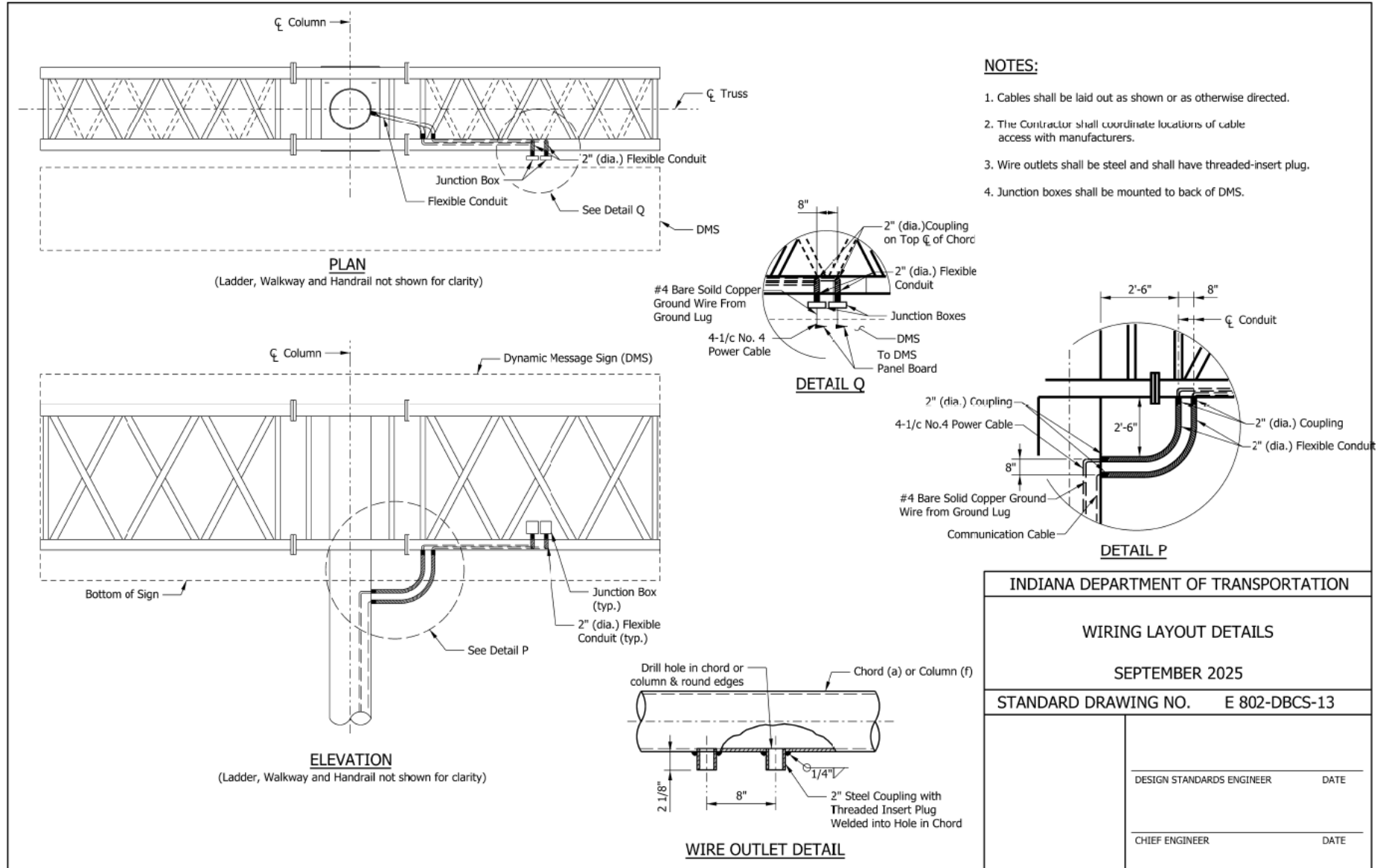
E 802-DBCS-12 Security Gate Details



INDIANA DEPARTMENT OF TRANSPORTATION	
SECURITY GATE DETAILS	
SEPTEMBER 2025	
STANDARD DRAWING NO.	E 802-DBCS-12
DESIGN STANDARDS ENGINEER	DATE
CHIEF ENGINEER	DATE

REVISION TO 2024 STANDARD DRAWINGS

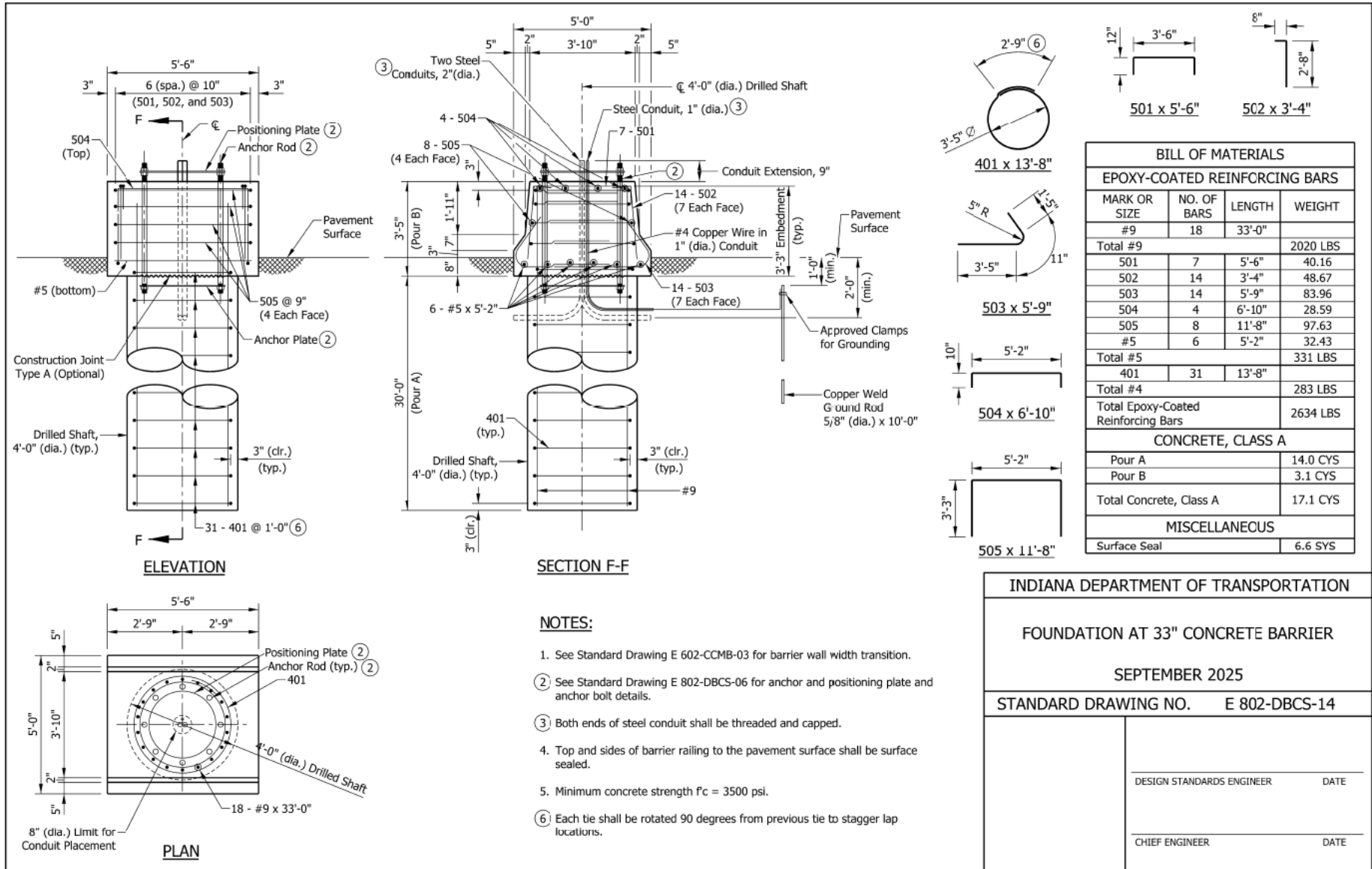
E 802-DBCS-13 Wiring Layout Details



INDIANA DEPARTMENT OF TRANSPORTATION	
WIRING LAYOUT DETAILS	
SEPTEMBER 2025	
STANDARD DRAWING NO. E 802-DBCS-13	
DESIGN STANDARDS ENGINEER	DATE
CHIEF ENGINEER	DATE

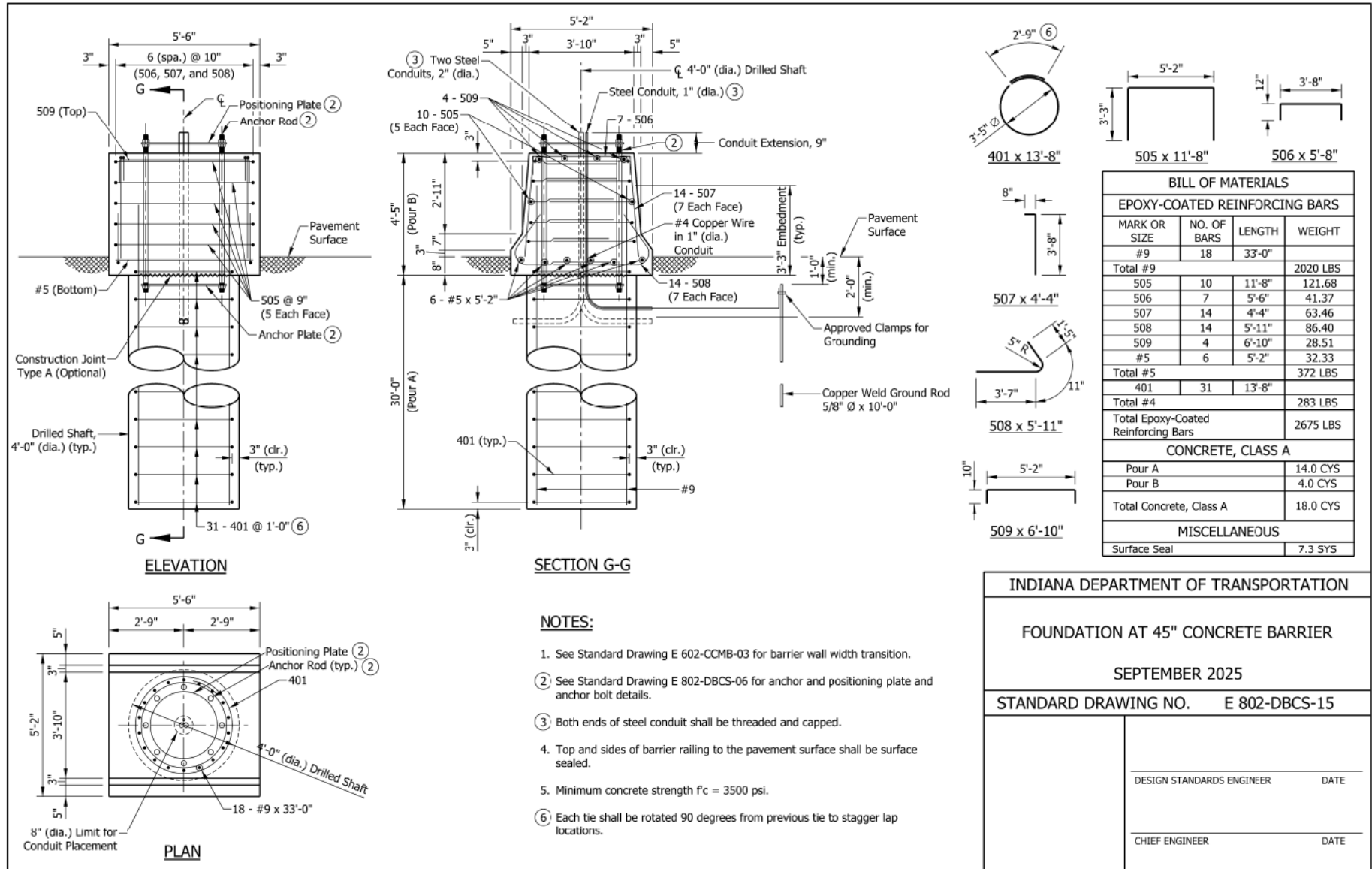
REVISION TO 2024 STANDARD DRAWINGS

E 802-DBCS-14 Foundation at 33" Concrete Barrier



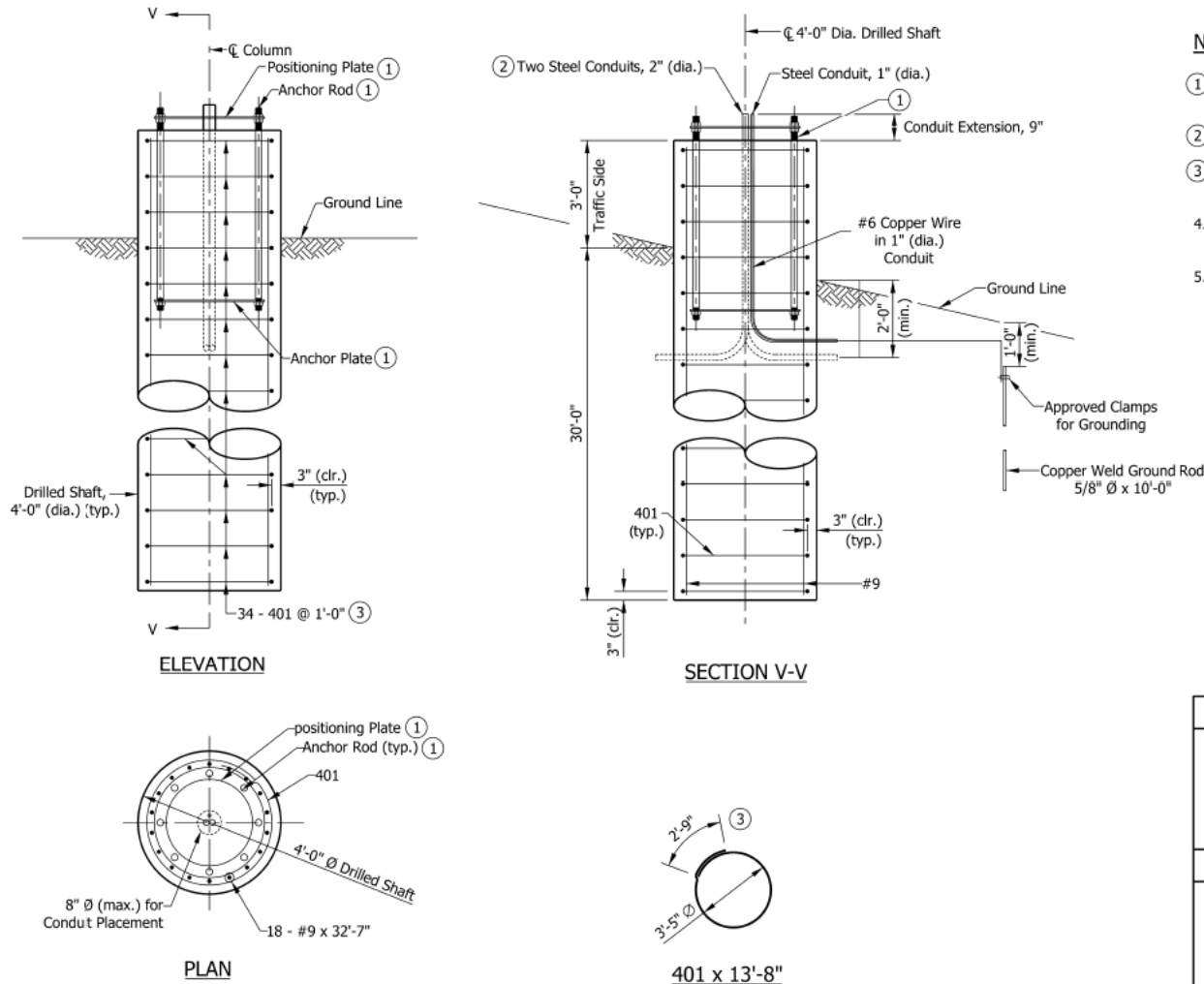
REVISION TO 2024 STANDARD DRAWINGS

E 802-DBCS-15 Foundation at 45" Concrete Barrier



REVISION TO 2024 STANDARD DRAWINGS

E 802-DBCS-16 Foundation 4'-0" Ø Drilled Shaft



NOTES:

- ① See Standard Drawing E 802-DBCS-06 for anchor end positioning plate and anchor bolt details.
- ② Both ends of steel conduit shall be threaded and capped.
- ③ Each tie shall be rotated 90 degrees from previous tie to stagger lap locations.
4. Top and sides of barrier railing to the pavement surface shall be surface sealed.
5. Minimum concrete strength $f'_c = 3500$ psi.

BILL OF MATERIALS			
EPOXY-COATED REINFORCING BARS			
MARK OR SIZE	NO. OF BARS	LENGTH	WEIGHT
#9	18	32'-7"	
Total #9			1994 LBS
401	34	13'-8"	
Total #4			310 LBS
Total Epoxy-Coated Reinforcing Bars			2304 LBS
MISCELLANEOUS			
Concrete, Class A			15.4 CYS
Surface Seal			6.3 SYS

INDIANA DEPARTMENT OF TRANSPORTATION	
FOUNDATION 4'-0" Ø DRILLED SHAFT	
SEPTEMBER 2025	
STANDARD DRAWING NO.	E 802-DBCS-16
DESIGN STANDARDS ENGINEER	DATE
CHIEF ENGINEER	DATE

COMMENTS AND ACTION

E 802-DBCS-01 thru E 802-DBCS-16 (proposed new series)

DISCUSSION:

<p>Motion: Second: Ayes: Nays: FHWA Approval:</p>	<p><u>Action:</u> <input type="checkbox"/> Passed as Submitted <input type="checkbox"/> Passed as Revised <input type="checkbox"/> Withdrawn</p>
<p>2024 Standard Specifications Sections: Recurring Special Provisions or Plan Details: NONE Standard Drawing affected: NONE Design Manual Chapter: NONE GIFE Section: NONE</p>	<p><input type="checkbox"/> 2026 Standard Specifications <input type="checkbox"/> Revise Pay Items List <input type="checkbox"/> Notification to Designers if change is <u>not</u> addressed by RSP <input type="checkbox"/> Create RSP (No. __) Effective: <input type="checkbox"/> Revise RSP (No. __) Effective: <input type="checkbox"/> Standard Drawing Effective: <input type="checkbox"/> Create RPD (No. __) Effective: <input type="checkbox"/> GIFE Update <input type="checkbox"/> Frequency Manual Update <input type="checkbox"/> SiteManager Update</p>

PROPOSAL TO STANDARDS COMMITTEE

PROBLEM(S) ENCOUNTERED: The current specification for preformed expansion joint filler, PEJF, requires the water absorption be less than 1% as measured in accordance with ASTM C272. Contractors have indicated that materials meeting this requirement aren't readily available.

PROPOSED SOLUTION: Remove the water absorption requirement from 906.03 The current specification requires PEJF materials to be in accordance with ASTM C578, which already includes water absorption requirements that vary based on the grade of polystyrene used. This change will allow much greater material availability while still following the ASTM standard for polystyrene.

APPLICABLE STANDARD SPECIFICATIONS: 906.03

APPLICABLE STANDARD DRAWING: N/A

APPLICABLE DESIGN MANUAL CHAPTER: N/A

APPLICABLE SECTION OF GIFE: N/A

APPLICABLE RECURRING SPECIAL PROVISION OR PLAN DETAILS: N/A

PAY ITEMS AFFECTED: N/A

APPLICABLE SUB-COMMITTEE ENDORSEMENT: Ad hoc committee consisting of Jim Reilman, Aamir Turk, Sung Min (Sean) Yoon, and Pete White.

IF APPROVED AS RECURRING SPECIAL PROVISION OR PLAN DETAILS, PROPOSED BASIS FOR USE:
Contracts containing 702 pay items.

IMPACT ANALYSIS (attach report):

Submitted By: Pete White

Title: Design Manager

Division: INDOT Bridge Engineering

E-mail: pewhite@indot.in.gov

Date: May 6, 2024

IMPACT ANALYSIS REPORT CHECKLIST

Explain the business case as to why this item should be presented to the Standards Committee for approval. Answer the following questions with Yes, No or N/A.

Does this item appear in any other specification sections? No

Will approval of this item affect the Qualified Products List (QPL)? No

Will this proposal improve:

Construction costs? No

Construction time? No

Customer satisfaction? No

Congestion/travel time? No

Ride quality? No

Will this proposal reduce operational costs or maintenance effort? No

Will this item improve safety:

For motorists? No

For construction workers? No

Will this proposal improve quality for:

Construction procedures/processes? Yes

Asset preservation? No

Design process? No

Will this change provide the contractor more flexibility? Yes

Will this proposal provide clarification for the Contractor and field personnel? Yes

Can this item improve/reduce the number of potential change orders? No

Is this proposal needed for compliance with:

Federal or State regulations? No

AASHTO or other design code? No

Is this item editorial? No

Provide any further information as to why this proposal should be placed on the Standards Committee meeting Agenda:

REVISION TO 2024 STANDARD SPECIFICATIONS

SECTION 906 – JOINT MATERIALS

906.03 Preformed Expansion Joint Filler

(Note: Proposed changes shown highlighted gray)

The Standard Specifications are revised as follows:

SECTION 906, BEGIN LINE 111, DELETE AS FOLLOWS:

906.03 Preformed Expansion Joint Filler

Preformed expansion joint filler, PEJF, shall be preformed materials intended to be used at bridge component interfaces that are not required to be watertight. PEJF shall be either extruded polystyrene, XPS, or expanded polystyrene, EPS in accordance with ASTM C578. The compressive resistance shall be less than 40 psi, as measured in accordance with ASTM D1621. ~~Water absorption shall be less than 1%, as measured in accordance with ASTM C272.~~ PEJF will be ~~by~~ accepted by visual inspection.

COMMENTS AND ACTION

906.03 Preformed Expansion Joint Filler

DISCUSSION:

<p>Motion: Second: Ayes: Nays: FHWA Approval:</p>	<p><u>Action:</u> <input type="checkbox"/> Passed as Submitted <input type="checkbox"/> Passed as Revised <input type="checkbox"/> Withdrawn</p>
<p>2024 Standard Specifications Sections: 906.03 pg. 1022.</p> <p>Recurring Special Provisions or Plan Details: NONE</p> <p>Standard Drawing affected: NONE</p> <p>Design Manual Chapter: NONE</p> <p>GIFE Section: NONE</p>	<p><input type="checkbox"/> 2026 Standard Specifications <input type="checkbox"/> Revise Pay Items List <input type="checkbox"/> Notification to Designers if change is <u>not</u> addressed by RSP</p> <p><input type="checkbox"/> Create RSP (No. __) Effective:</p> <p><input type="checkbox"/> Revise RSP (No. __) Effective:</p> <p><input type="checkbox"/> Standard Drawing Effective:</p> <p><input type="checkbox"/> Create RPD (No. __) Effective:</p> <p><input type="checkbox"/> GIFE Update <input type="checkbox"/> Frequency Manual Update <input type="checkbox"/> SiteManager Update</p>

PROPOSAL TO STANDARDS COMMITTEE

PROBLEM(S) ENCOUNTERED: The requirement to have a water-reducing admixture in Class A concrete is no longer relevant as the chemistry in Type 1L cement along with emerging technology in current admixtures is changing.

PROPOSED SOLUTION: Remove requirement for a water-reducing admixture in Class A concrete, as stated in section 702.5.

APPLICABLE STANDARD SPECIFICATIONS: 702.05 and 702.07

APPLICABLE STANDARD DRAWINGS: none

APPLICABLE DESIGN MANUAL SECTION: none

APPLICABLE SECTION OF GIFE: none

APPLICABLE RECURRING SPECIAL PROVISIONS: none

PAY ITEMS AFFECTED: none

APPLICABLE SUB-COMMITTEE ENDORSEMENT: INDOT-IRMCA Working Committee

IF APPROVED AS RECURRING SPECIAL PROVISION OR PLAN DETAILS, PROPOSED BASIS FOR USE:
Required for all contracts, except mowing, herbicide, sweeping, light bulb replacement, or tree removal/trimming.

IMPACT ANALYSIS (attach report):

Submitted By: Jim Reilman

Title: State Materials Engineer

Organization: INDOT

Phone Number: (317) 522-9692

Date: 5/13/2024

IMPACT ANALYSIS REPORT CHECKLIST

Explain the business case as to why this item should be presented to the Standards Committee for approval. Answer the following questions with Yes, No or N/A.

Does this item appear in any other specification sections? No

Will approval of this item affect the Approved Materials List? No

Will this proposal improve:

Construction costs? N/A

Construction time? N/A

Customer satisfaction? N/A

Congestion/travel time? N/A

Ride quality? N/A

Will this proposal reduce operational costs or maintenance effort? N/A

Will this item improve safety:

For motorists? N/A

For construction workers? N/A

Will this proposal improve quality for:

Construction procedures/processes? Yes

Asset preservation? N/A

Design process? N/A

Will this change provide the contractor more flexibility? Yes

Will this proposal provide clarification for the Contractor and field personnel? Yes

Can this item improve/reduce the number of potential change orders? N/A

Is this proposal needed for compliance with:

Federal or State regulations? No

AASHTO or other design code? No

Is this item editorial? No

Provide any further information as to why this proposal should be placed on the Standards Committee meeting Agenda:

REVISION TO 2024 STANDARD SPECIFICATIONS

SECTION 702 – STRUCTURAL CONCRETE

702.05 Proportioning

702.07 Mixing

(Note: Proposed changes shown highlighted gray)

The Standard Specifications are revised as follows:

SECTION 702, BEGIN LINE 141, DELETE AS FOLLOWS:

~~Class A concrete shall contain a water-reducing admixture.~~ Class C concrete shall contain a retarding admixture when either the air temperature is above 70°F or the concrete temperature is above 80°F, or if retardation is required due to the structure design, or due to the proposed pour sequence such as for the requirements for floor slab pours set out in 704.04. Air-entraining cements will not be allowed in class C concrete.

SECTION 702, BEGIN LINE 247, DELETE AS FOLLOWS:

Concrete that is outside the specified slump limits at time of placement shall not be used. Except as required in 702.05 for ~~class A and~~ class C concrete, chemical admixtures Type A, Type B, Type D, Type F, and Type G may be used in the concrete. Chemical admixtures Type C and Type E will be allowed only with prior written permission.

COMMENTS AND ACTION

702.05 Proportioning
 702.07 Mixing

DISCUSSION:

<p>Motion: Second: Ayes: Nays: FHWA Approval:</p>	<p><u>Action:</u> <input type="checkbox"/> Passed as Submitted <input type="checkbox"/> Passed as Revised <input type="checkbox"/> Withdrawn</p>
<p>2024 Standard Specifications Sections: 702.05 pg. 621 and 702.07 pg. 624.</p> <p>Recurring Special Provisions or Plan Details: NONE</p> <p>Standard Drawing affected: NONE</p> <p>Design Manual Chapter: NONE</p> <p>GIFE Section: NONE</p>	<p><input type="checkbox"/> 2026 Standard Specifications <input type="checkbox"/> Revise Pay Items List <input type="checkbox"/> Notification to Designers if change is <u>not</u> addressed by RSP</p> <p><input type="checkbox"/> Create RSP (No. __) Effective:</p> <p><input type="checkbox"/> Revise RSP (No. __) Effective:</p> <p><input type="checkbox"/> Standard Drawing Effective:</p> <p><input type="checkbox"/> Create RPD (No. __) Effective:</p> <p><input type="checkbox"/> GIFE Update <input type="checkbox"/> Frequency Manual Update <input type="checkbox"/> SiteManager Update</p>

PROPOSAL TO STANDARDS COMMITTEE

PROBLEM(S) ENCOUNTERED: It has come to our attention that crown vetch is included in the DNR **Terrestrial Plant Rule**, https://www.in.gov/dnr/files/ep-terrestrial_plant_rule.pdf as a species of invasive pests. This rule has made it illegal to sell, distribute, transport, or plant crown vetch since 2019. There are several references to planting crown vetch in 622.06 and 622.19 that should come out of the specs.

PROPOSED SOLUTION: Edit 622.06 to remove references to crown vetch and delete section 622.19 in its entirety.

APPLICABLE STANDARD SPECIFICATIONS: 622.06 and 622.19

APPLICABLE STANDARD DRAWING: None

APPLICABLE DESIGN MANUAL CHAPTER: None

APPLICABLE SECTION OF GIFE: None

APPLICABLE RECURRING SPECIAL PROVISION OR PLAN DETAILS: None

PAY ITEMS AFFECTED: Crown Vetch pay item has not been used since before the 2020 letting year.

APPLICABLE SUB-COMMITTEE ENDORSEMENT: ad hoc group of Tom Harris and Matt Kraushar.

IF APPROVED AS RECURRING SPECIAL PROVISION OR PLAN DETAILS, PROPOSED BASIS FOR USE:
All contracts with a 622 pay item.

IMPACT ANALYSIS (attach report): Attached

Submitted By: Joe Novak

Title: State Construction Engineer

Division: Construction Management

E-mail: jnovak@indot.in.gov

Date: 6/3/2024

IMPACT ANALYSIS REPORT CHECKLIST

Explain the business case as to why this item should be presented to the Standards Committee for approval. Answer the following questions with Yes, No or N/A.

Does this item appear in any other specification sections? No

Will approval of this item affect the Qualified Products List (QPL)? No

Will this proposal improve:

Construction costs? No

Construction time? No

Customer satisfaction? No

Congestion/travel time? No

Ride quality? NO

Will this proposal reduce operational costs or maintenance effort? No

Will this item improve safety:

For motorists? No

For construction workers? No

Will this proposal improve quality for:

Construction procedures/processes? No

Asset preservation? No

Design process? No

Will this change provide the contractor more flexibility? No

Will this proposal provide clarification for the Contractor and field personnel? Yes

Can this item improve/reduce the number of potential change orders? Yes

Is this proposal needed for compliance with:

Federal or State regulations? Yes

AASHTO or other design code? No

Is this item editorial? No

Provide any further information as to why this proposal should be placed on the Standards Committee meeting Agenda: This change makes the SS consistent with the DNR **Terrestrial Plant Rule**.

REVISION TO 2024 STANDARD SPECIFICATIONS

SECTION 622 – PLANTING TREES, SHRUBS, AND VINES

622.06 Planting Season

622.19 Crown Vetch Plants and Seedlings

(Note: Proposed changes shown highlighted gray)

The Standard Specifications are revised as follows:

SECTION 703, BEGIN LINE 99, DELETE AND INSERT AS FOLLOWS:

622.06 Planting Season

The planting season shall be from September 1 through the following May 25, with the exception that trees shall be planted from October 1 through the following April 15, provided that trees are dormant. ~~Crown vetch plants and seedlings shall be planted only from April 15 through May 30, unless approved in writing.~~ Bare rooted plants shall be planted only when the outside air temperature exceeds 35°F. Unless otherwise approved, deciduous plants, except those container grown, shall be dormant at the time they arrive at the work or storage site. Evergreens shall not have active terminal growth. At least 40% of the total number of balled and burlapped, and container grown plants, ~~not including crown vetch plants,~~ shall be planted from the beginning of the planting season through December 31. Bare root seedlings for wildlife habitat shall be planted from October 1 through the following April 30. Container grown seedlings for wildlife habitat shall be planted at any time.

SECTION 622, BEGIN LINE 371, DELETE AND INSERT AS FOLLOWS:

622.19 Crown Vetch Plants and Seedlings~~Blank~~

~~The requirements of 622.09 and 622.18 will not apply to these items. Seedlings shall be fertilized as specified on the plans. Crown vetch plants and seedlings, including replacements, shall be watered as necessary to keep them in a living, healthy, and good growing condition.~~

~~On or about June 5, these items will be inspected. If it is estimated that 90% or more of the plan quantity of any individual item in a specific area is living, healthy, and in a good growing condition, replacements will not be required. If less than 90% are alive, healthy, and in a good growing condition, all items not meeting these requirements shall be replaced. Replacements shall be marked in the same manner as the original planting, except the markers shall be yellow.~~

~~Replacement planting shall be accomplished prior to June 15.~~

~~A final inspection will be made on or about the following September 15. If it is estimated that 90% of the contract quantity of any individual item is living, healthy, and in a good growing condition, payment will be made for the contract quantity. If less than 90% meet these requirements, the pay quantity for the item will be established.~~

COMMENTS AND ACTION

622.06 Planting Season
 622.19 Crown Vetch Plants and Seedlings

DISCUSSION:

<p>Motion: Second: Ayes: Nays: FHWA Approval:</p>	<p><u>Action:</u> <input type="checkbox"/> Passed as Submitted <input type="checkbox"/> Passed as Revised <input type="checkbox"/> Withdrawn</p>
<p>2024 Standard Specifications Sections: 622 pg. 576, 582.</p> <p>Recurring Special Provisions or Plan Details: NONE</p> <p>Standard Drawing affected: NONE</p> <p>Design Manual Chapter: NONE</p> <p>GIFE Section: NONE</p>	<p><input type="checkbox"/> 2026 Standard Specifications <input type="checkbox"/> Revise Pay Items List <input type="checkbox"/> Notification to Designers if change is <u>not</u> addressed by RSP</p> <p><input type="checkbox"/> Create RSP (No. __) Effective:</p> <p><input type="checkbox"/> Revise RSP (No. __) Effective:</p> <p><input type="checkbox"/> Standard Drawing Effective:</p> <p><input type="checkbox"/> Create RPD (No. __) Effective:</p> <p><input type="checkbox"/> GIFE Update <input type="checkbox"/> Frequency Manual Update <input type="checkbox"/> SiteManager Update</p>